

PTC-101-M12 Series

IEC 61850-3 and railway Ethernet-to-fiber media converters



Features and Benefits

- 10/100BaseT(X) auto-negotiation and auto-MDI/MDI-X
- Link Fault Pass-Through (LFPT)
- Power failure alarm by relay output (LV model only)
- -40 to 85°C operating temperature range
- Redundant dual DC power inputs (LV model only)
- Integrated high-reliability power supply eliminates the need for external power transformer
- Compliant with EN 50121-4
- Complies with all EN 50155 mandatory test items¹

Certifications



Introduction

The PTC-101 Ethernet-to-fiber media converters convert from 10/100BaseT(X) to 100BaseFX. Models are available with either SC, ST, or LC connectors. The PTC-101 converters eliminate the need for additional wiring, and support IEEE 802.3 and IEEE 802.3u/x protocols with 10/100M, full/half-duplex, and MDI/MDI-X auto-sensing to provide a total solution for your industrial Ethernet networks. The PTC-101 is compliant with mandatory sections of EN 50155, covering operating temperature, power input voltage, surge, ESD, and vibration, as well as conformal coating and power insulation, making the switches suitable for a variety of industrial applications.

Specifications

Ethernet Interface

10/100BaseT(X) Ports (M12 D-coded 4-pin female connector)	1
100BaseFX Ports (single-mode SC connector)	PTC-101-M12-S-SC Series: 1
100BaseFX Ports (single-mode ST connector)	PTC-101-M12-S-ST Series: 1

1. This product is suitable for rolling stock railway applications, as defined by the EN 50155 standard. For a more detailed statement, click here: www.moxa.com/doc/specs/EN_50155_Compliance.pdf

Magnetic Isolation Protection	1.5 kV (built-in)	
Optical Fiber		100BaseFX
		Single-Mode
	Wavelength	1310 nm
	Max. TX	0 dBm
	Min. TX	-5 dBm
	RX Sensitivity	-34 dBm
	Link Budget	29 dB
	Typical Distance	40 km
	Saturation	-3 dBm
	a. 50/125 µm, 800 MHz x km fiber optic cable.	

Power Parameters

Input Current	150 mA @ 20 to 72 VDC
Input Voltage	20 to 72 VDC
Overload Current Protection	Supported
Power Consumption	150 mA @ 20 to 72 VDC

Physical Characteristics

Housing	Metal
Dimensions	152.15 x 126.46 x 66.65 mm (5.99 x 4.86 x 2.62 in)
Weight	Packaged: 875 g (1.92 lb) Product only: 690 g (1.52 lb)
Installation	DIN-rail mounting
Protection	-CT models: PCB conformal coating

Environmental Limits

Operating Temperature	-40 to 85°C (-40 to 185°F)
Storage Temperature (package included)	-40 to 85°C (-40 to 185°F)
Ambient Relative Humidity	5 to 95% (non-condensing)

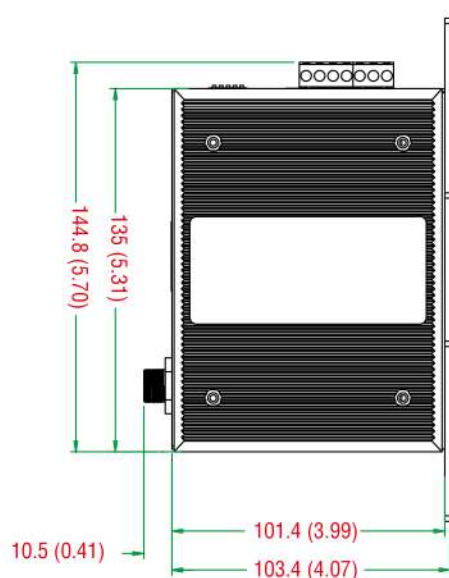
Standards and Certifications

EMC	EN 55032/24
EMI	CISPR 32, FCC Part 15B Class A
EMS	IEC 61000-4-2 ESD: Contact: 8 kV; Air: 15 kV IEC 61000-4-3 RS: 80 MHz to 1 GHz: 3 V/m IEC 61000-4-4 EFT: Power: 4 kV; Signal: 4 kV IEC 61000-4-5 Surge: Power: 4 kV; Signal: 4 kV IEC 61000-4-6 CS: 150 kHz to 80 MHz: 10 V/m; Signal: 10 V/m IEC 61000-4-8 PFMF IEC 61000-4-11 DIPs
Environmental Testing	IEC 60068-2-1 IEC 60068-2-14 IEC 60068-2-2 IEC 60068-2-3

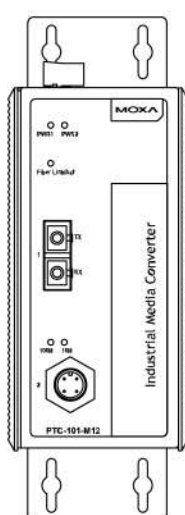
Safety	EN 60950-1, UL 60950-1
Vibration	IEC 60068-2-6
MTBF	
Time	1,211,613 hrs
Standards	MIL-HDBK-217F
Warranty	
Warranty Period	5 years
Details	See www.moxa.com/warranty
Package Contents	
Device	1 x PTC-101-M12 Series media converter
Documentation	1 x quick installation guide 1 x warranty card

Dimensions

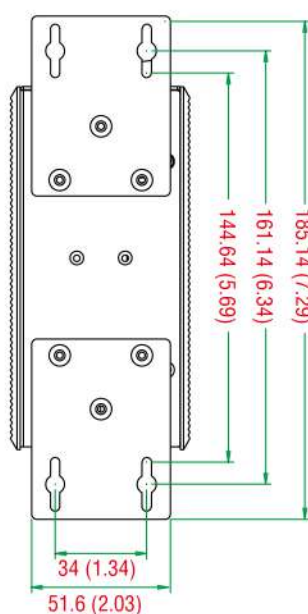
Unit: mm (inch)



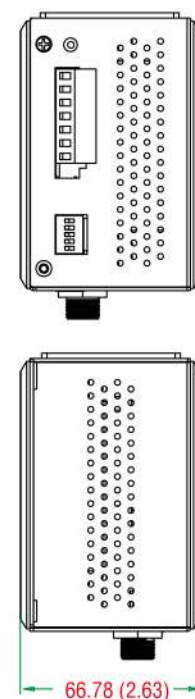
Side View



Front View



Panel-Mounting Kit (Optional)



Top and Bottom View

Ordering Information

Model Name	Fiber Module Type	Conformal Coating
PTC-101-M12-S-SC-LV-T	Single-mode SC	-
PTC-101-M12-S-ST-LV-T	Single-mode ST	-
PTC-101-M12-S-SC-LV-CT-T	Single-mode SC	✓
PTC-101-M12-S-ST-LV-CT-T	Single-mode ST	✓

Accessories (sold separately)

Wall-Mounting Kits

WK-51	Wall-mounting kit
WK-51-01	Wall mounting kit with 2 plates (51.6 x 67 x 2 mm) and 6 screws

DIN-Rail Mounting Kits

DK-DC50131-01	DIN-rail mounting kit, 6 screws
---------------	---------------------------------

Wireless AP Mounting Kits

DK-DC50131	DIN-rail mounting kit
------------	-----------------------

© Moxa Inc. All rights reserved. Updated Apr 14, 2020.

This document and any portion thereof may not be reproduced or used in any manner whatsoever without the express written permission of Moxa Inc. Product specifications subject to change without notice. Visit our website for the most up-to-date product information.