

Rectangular Head Fiber

Thru-beam type fiber

FT-Z□

Reflective type fiber

FD-Z□, FD-L□

MJEC-FTZ30 No.0055-87V

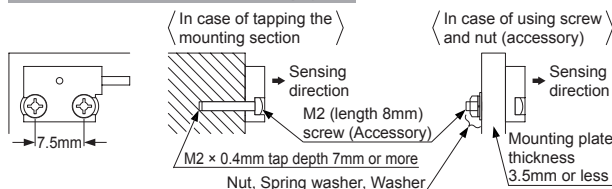
Thank you very much for purchasing Panasonic products. Please read this Instruction Manual carefully and thoroughly for the correct and optimum use of this product. Kindly keep this manual in a convenient place for quick reference.

- For the connecting method of the fiber attachment, refer to the Instruction Manual attached to the fiber attachment.
- Also read "Instruction Manual of General-purpose Fiber Head" carefully and thoroughly for the correct and optimum use.

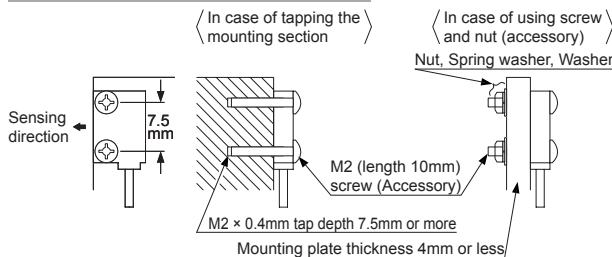
1 MOUNTING

- Mount the fiber head by using the enclosed set of screws. The tightening torque should be 0.15N·m or less (FT-Z40□, FD-Z40□: 0.3N·m or less).
- If the fiber head is mounted in places subject to vibrations or shocks, use a screw-locking adhesive, etc.
- Mount each fiber head as shown below.

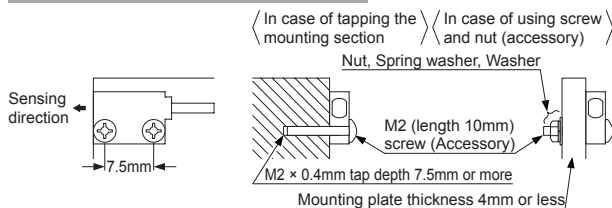
FT-Z30, FT-Z30W (Front sensing type)



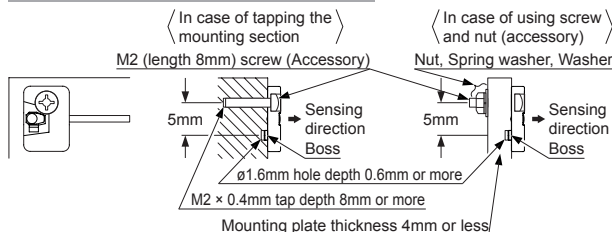
FT-Z30E, FT-Z30EW (Side sensing type)



FT-Z30H, FT-Z30HW (Top sensing type)

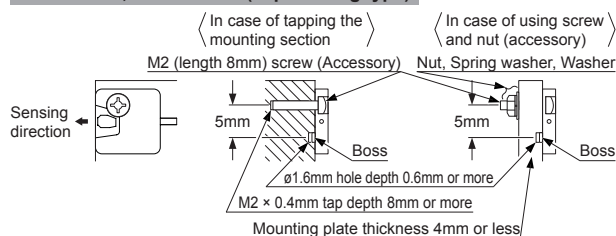


FT-Z20W, FD-Z20W (Front sensing type)



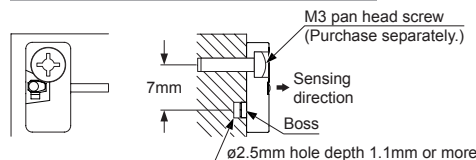
- Notes: 1) The upper figure is for FT-Z20W. The mounting method of FD-Z20W is also the same.
2) Fiber heads of the thru-beam type are the same shape. When mounting, take care of positions of a hole for the M2 screw and a hole for the boss.

FT-Z20HBW, FD-Z20HBW (Top sensing type)



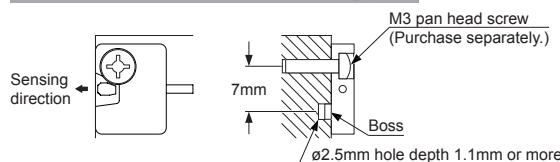
- Notes: 1) The upper figure is for FT-Z20HBW. The mounting method of FD-Z20HBW is also the same.
2) Fiber heads of the thru-beam type are the same shape. When mounting, take care of positions of a hole for the M2 screw and a hole for the boss.

FT-Z40W, FD-Z40W (Front sensing type)



- Notes: 1) The upper figure is for FT-Z40W. The mounting method of FD-Z40W is also the same.
2) Fiber heads of the thru-beam type are the same shape. When mounting, take care of positions of a hole for the M3 screw and a hole for the boss.

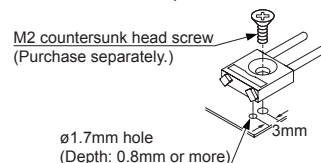
FT-Z40HBW, FD-Z40HBW (Top sensing type)



- Notes: 1) The upper figure is for FT-Z40HBW. The mounting method of FD-Z40HBW is also the same.
2) Fiber heads of the thru-beam type are the same shape. When mounting, take care of positions of a hole for the M3 screw and a hole for the boss.

FD-L12W (Fixed-focus reflective type)

- Mount the fiber head using M2 countersunk head screw (purchase separately). The tightening torque should be 0.15N·m or less. The hole in which the boss on the bottom face is inserted should be ø1.7mm and 0.8mm or more, deep.



Panasonic Industrial Devices SUNX Co., Ltd.

<http://panasonic.net/id/pidsx/global>

Overseas Sales Division (Head Office)

2431-1 Ushiyama-cho, Kasugai-shi, Aichi, 486-0901, Japan

Phone: +81-568-33-7861 FAX: +81-568-33-8591

For sales network, please visit our website.

PRINTED IN JAPAN

© Panasonic Industrial Devices SUNX Co., Ltd. 2016